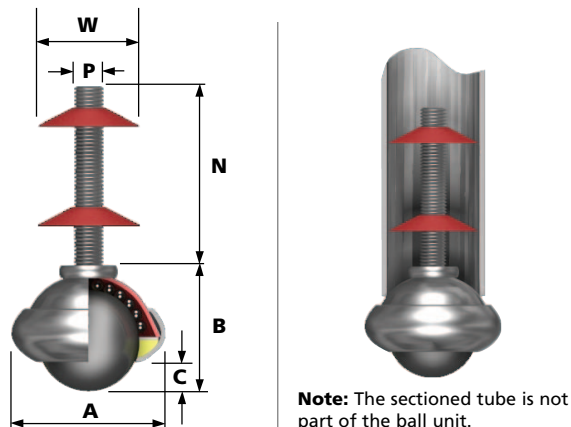


TUBE FIXING • CLAMP FIXING • MISCELLANEOUS UNITS

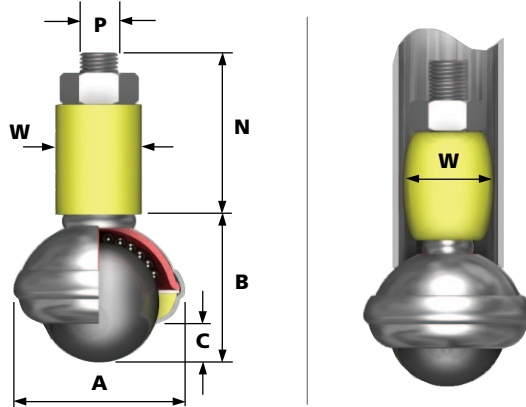
3004 • 1002 TUBE FIXING

Features: Tube fixing is achieved by pushing the spring washer into a suitable size tube and turning to lock. 3 sizes available - see dimension 'W'. Suitable for use as a castor.



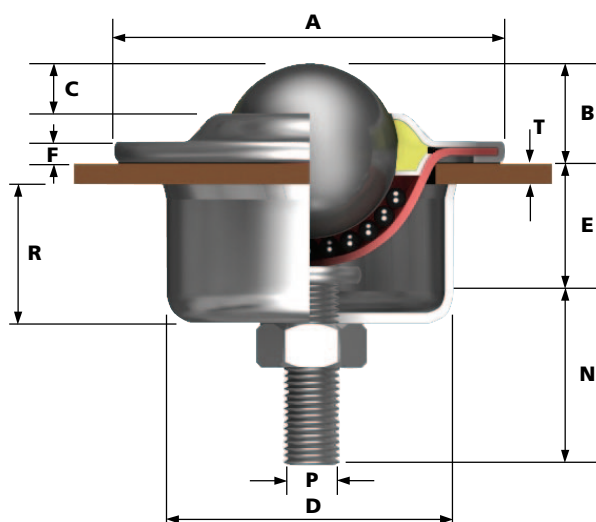
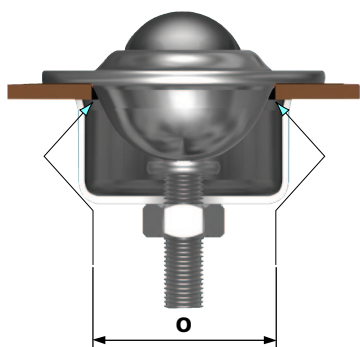
2004 TUBE FIXING

Features: Tube fixing is achieved by pushing the bush into the tube. Rotating the unit expands the rubber bush for an interference fit. Excellent as a castor.



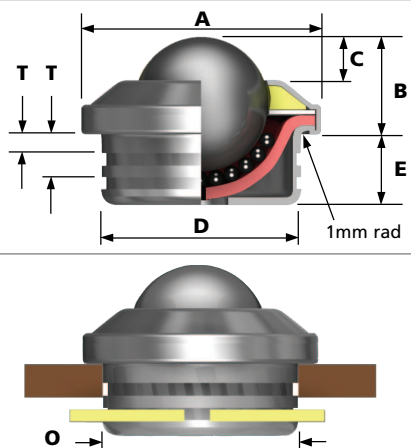
3007 • 1001 • 1021 CLAMP FIXING

Features: The 3007 and 1001 can be fixed to 1mm-10mm thick materials. 1mm-27mm thick materials for the 1021. The maximum tightening torque is 15Nm for the 3007 and 1001, 20Nm for the 1021. Optional extras: Dirt exit hole.



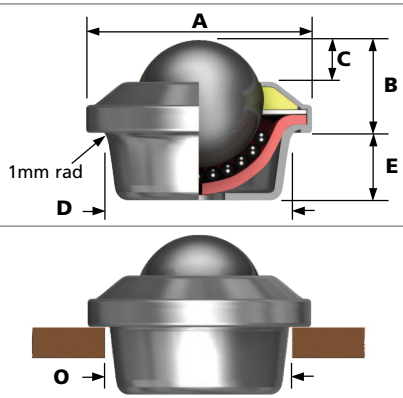
1004

Features: Supplied with circlip for loosely fixing to materials up to 6.4mm thick. Dirt exit hole.



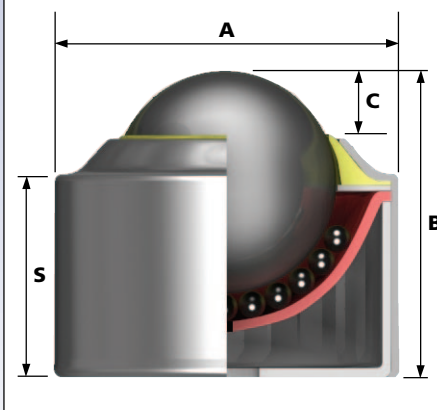
1007

Features: Small taper on body allows for interference fixing. Do not strike the ball, use a tube on the flange diameter when fixing. Approx size of taper is 35.8mm top and 35.4mm bottom. Dirt exit hole.



1500

Features: High load capacity. Improved plastic knife edge seal wipes debris off outside the ball. Dirt exit hole.



REF No.	BALL SIZE (mm)	WEIGHT (KGS)	DIMENSIONS (mm)					
			A	B	C	N	P	W
			Maximum Diameter	Working Height of Ball	Ball Exposure above Outer Ring	Length of Thread	Thread Size	Spring Washer Diameter

MAXIMUM DYNAMIC LOADING (kg)							
TYPE 13		TYPE 14		TYPE 15		TYPE 16	
Carbon Steel Bearings, Zinc Plated Pressings		Nylon Load Bearing, Zinc Plated Pressings		Stainless Steel Bearings and Pressings		Stainless Steel Bearings, Zinc Plated Pressings	
LOAD UP	LOAD DOWN	LOAD UP	LOAD DOWN	LOAD UP	LOAD DOWN	LOAD UP	LOAD DOWN

3004	19	0.060	32.1	24.6	4.7	40	M6	16.9
1002	25.4	0.120	39.7	32.5	6.3			20.2
2004	39.7	0.420	55.5	47.6	11.9	50	M10	Grip Range 25.4 to 32

25	10	20	10	25	10	25	10
55	25	25	10	55	25	55	25
140	60	N/A	N/A	140	60	140	60

To order, specify REF N°, TYPE and SPRING WASHER DIAMETER, i.e. 3004-13-16.9.

DIMENSIONS (mm)											
A	B	C	D	E	F	N	O	P	R	T	
Maximum Diameter	Working Height of Ball	Ball Exposure above Outer Ring	Body Diameter	Distance Under Flange to Base	Flange Thickness	Length of Thread	Fixing Hole Diameter	Thread Size	Body Depth	Table Top Thickness	

3007	19	0.160	61	10	3.2	14.5	3.2	30	M8	25	1 to 10
1001	25.4	0.260	73	14.2	6.3						18
1021	31.7	0.360	73.7	16.2	8	22.3	4.2	46.5	M10		1 to 27

25	10	20	10	25	10	25	10
55	25	25	10	55	25	55	25
125	55	25	10	125	55	125	55

DIMENSIONS (mm)								
A	B	C	D	E	O	S	T	
Maximum Diameter	Working Height of Ball	Ball Exposure above Outer Ring	Body Diameter	Distance Under Flange to Base	Fixing Hole Diameter	Base to Top of Body	Table Top Thickness	

1004	25.4	0.140	45.2	18.4	7.9	34.9	12.7	36	-	3.2
1007	25.4					35.8	11.9	To suit	-	-
1500	25.4	0.160	39.5	35.8	6.1	-	-	To suit	22.8	-

55	25	25	10	55	25	55	25
55	25	25	10	55	25	55	25
100	50	25	10	100	50	100	50

To order, specify REF N° and TYPE, i.e. 3007-13.

General Tolerance unless stated ±0.3mm